

Overview - Public Entities Quarterly Reporting

Approved receipts

141,1

96,3%

Approved spending

184,2

21,5%

Surplus/(deficit)

-43,1

- ☐ R billion
- ☒ R million
- ☐ R thousand

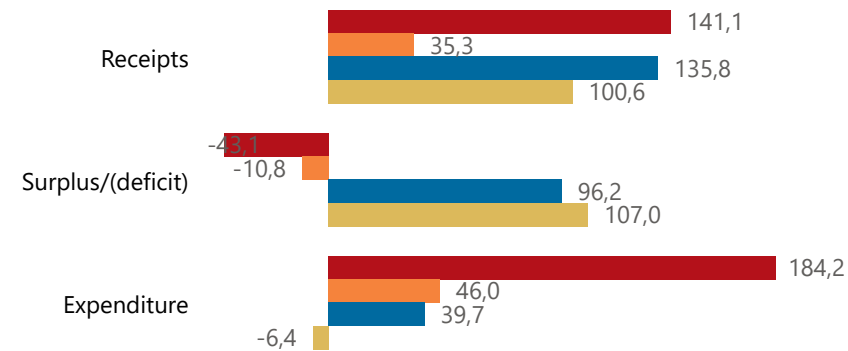


national treasury


Department:
National Treasury
REPUBLIC OF SOUTH AFRICA

Consolidation

● Approved ● Forecast ● YTD ● Variance



Composition of receipts



Quarter

1

Cluster

All

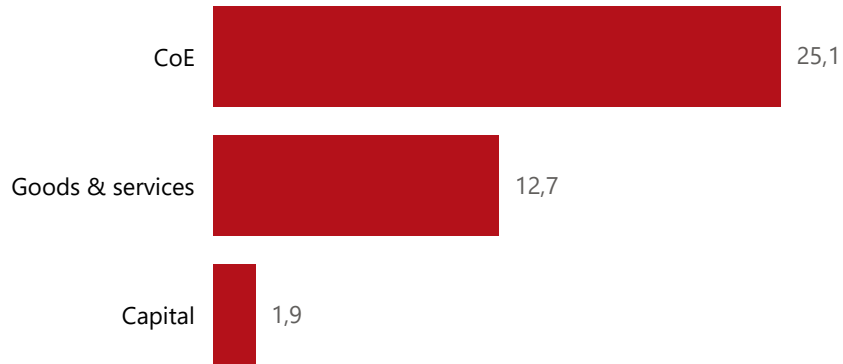
Department

Higher Education and Training

Entity

Quality Council for Trades and Occu...

Composition of spending



Functional grouping



Spending by PFMA schedule



Public Entities Receipts

Approved sales of G&S

3,7

18,2%

Approved transfers

136,0

96,8%



national treasury

Department:
National Treasury
REPUBLIC OF SOUTH AFRICA

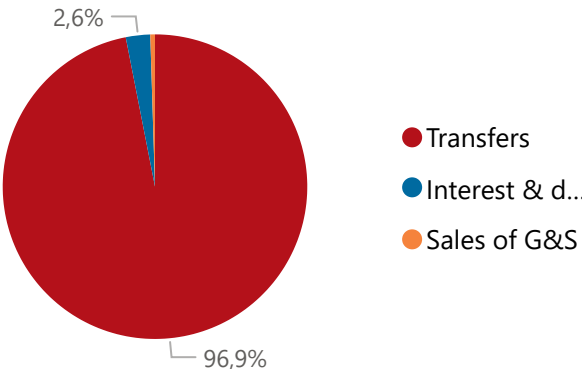
- ☐ R billion
- ☒ R million
- ☐ R thousand

Actual vs Forecast

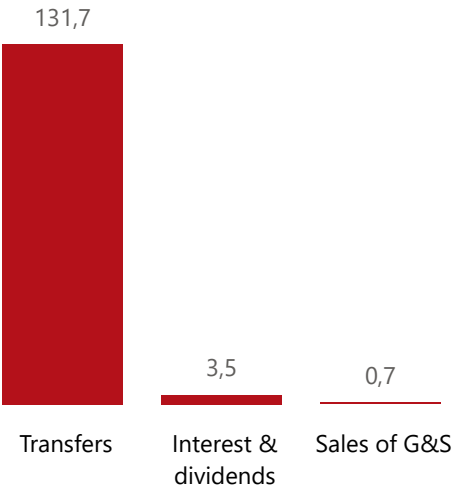
● Approved ● Forecast ● YTD ● Variance



Composition of receipts



Top 5 Receipts



Quarter

1

Cluster

All

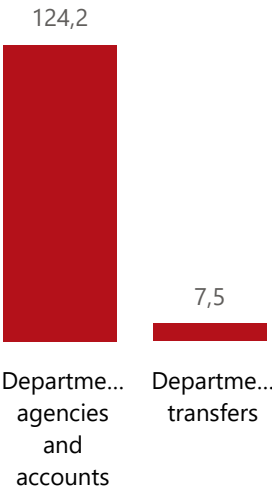
Department

Higher Education and Training

Entity

Quality Council for Trades and Occupati...

Top 5 Transfers



Receipts

Level 3	Approved	YTD	% YTD
Transfers	136,0	131,7	96,9%
Interest & dividends	1,3	3,5	2,6%
Sales of G&S	3,7	0,7	0,5%
Total	141,1	135,8	100,0%

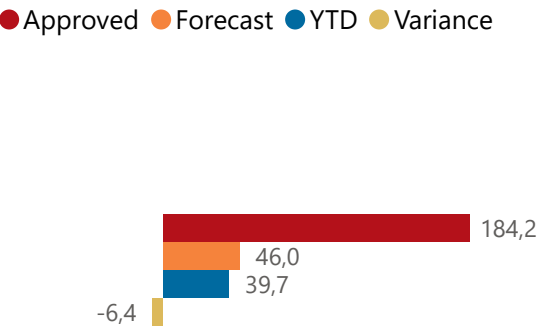
Top 10 Entities



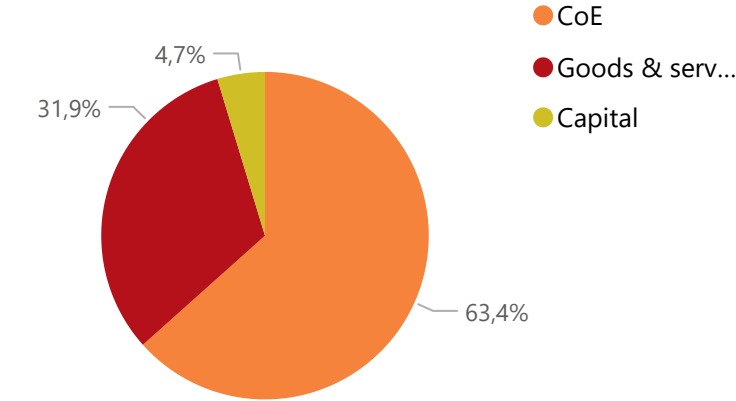
Public Entities Spending

Approved CoE	Approved G&S	Approved transfers
80,731,2%	99,112,8%	282,196,3%

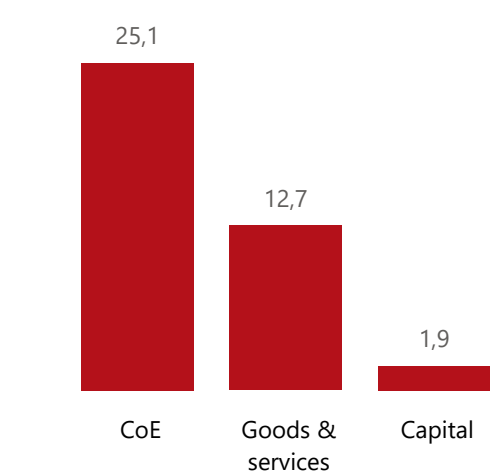
Actual vs Forecast



Composition of spending



Top 5 Goods & services



Capital assets



Spending

Level 3	Approved	YTD	% YTD
CoE	80,7	25,1	63,4%
Goods & services	99,1	12,7	31,9%
Capital	4,4	1,9	4,7%
Total	184,2	39,7	100,0%

Top 10 Entities



○ R billion
● R million
○ R thousand

Quarter

1

Cluster

All

Department

Higher Education and Training

Entity

Quality Council for Trades and Occupations